

TARGET RETRIEVERS



ActionTarget.com



RETURNING MORE THAN TARGETS

Investing in a target retriever from Action Target helps ranges improve training and customer retention, generate more revenue, and reduce down time.

MAKE YOUR RANGE THE GO-TO DESTINATION

The wireless Mancom All Wheel Drive (AWD) retriever is the most engaging and robust retriever on the market. It features a modern, easy to use interface with 27 addicting games and training scenarios for all skill levels. These programs offer shooters an unparalleled experience, improve both novice and expert shooters, and keep them shooting longer.



WIRELESS

Functions without the use of cables or bus bars, reducing down time.



ENGAGING

Preloaded programs with advanced lighting and features keep shooters in your range.



360° TURNING

Full range of motion including spinning, random edging, and teasing functions.



FAST

Capable of traveling up to 12 feet per second.



ACCURATE

Target distances are accurate within 1/2 inch.



DURABLE

Specifically designed to withstand the abusive conditions inside a range.

HIGH USER ENGAGEMENT



ADDICTING SHOOTING SCENARIOS NEW

The AWD comes preloaded with games and drills developed by leading firearms trainers that challenge every shooter. These game-changing programs have been proven to engage shooters, keeping them in the range longer and consuming more ammunition.

- **Pistol & Rifle Programs:** Several programs are built specifically for pistol and rifle shooters. These are available in beginner, intermediate, and advanced formats.
- **Pistol Qualification Programs:** Standardized qualification scenarios provide both civilian and law enforcement users the ability to practice.
- **Personal Defense Programs:** Charging, reload, and decision-making drills for varying skill levels help train shooters through self-guided training.
- **Games:** Numerous shooting game programs keep shooters on their toes and improving their skills, all while having fun.


USER FRIENDLY TOUCH SCREEN NEW

Each AWD comes with its own simple to use control panel that gives users the ability to control their own shooting experience.

- **User Tested, User Approved:** The AWD's user interface is the most intuitive and engaging on the market. Months of testing ensures that anyone can easily operate even the most complex features with little to no assistance.
- **Complete Lane Control:** Users are able to control their shooting distance, stall lighting, target lighting, target behavior, time drills, and more.
- **Industrial Strength Components:** The AWD interface is built to withstand the abusive environment of a shooting range.

CENTRAL CONTROL INTEGRATION

The AWD seamlessly integrates with a central range control system for training, events, qualifications, and time management for the commercial range. Central control enables lane timing, creation of custom courses of fire, 100% control of all functions within the AWD, and much more.



ADVANCED TARGET PRESENTATION



ADVANCED LIGHTING SYSTEM

Built-in carrier and sight lights come standard on the AWD retriever and create the perfect atmosphere for civilian, law enforcement, and military firearms training.

- **Police Lights:** Create realistic training scenarios with three different patterns of red, blue, and white strobes.
- **Muzzle Flash:** White strobes on the carrier momentarily illuminate the target, simulating return gunfire.
- **White Light:** White dimmable lights on the docking station and the carrier illuminate both the shooter's sights and target.
- **Night Vision Red Light:** The docking station comes equipped with a red light for low-light or night vision training.

BALLISTIC TARGET CLAMP

The AWD boasts the most sophisticated target clamp on the market that is easy to use and built to last.

- **One Hand Operation:** The AWD features a proprietary Cam Clamp that holds a target or backer tightly, yet releases with a simple squeeze of the lever.
- **Armored:** Both the clamp and downrigger are constructed of ballistic AR500 steel and feature a carefully engineered angle to deflect all handgun and rifle rounds.
- **Auto-Calibration:** The target clamp is built to rotate freely when hit to help dissipate energy. It then immediately auto-calibrates itself into its last position.

RANDOMIZED TARGET BEHAVIOR

The AWD features three target behaviors in addition to random edging. These features remove perfectibility from the equation and introduce stress and decision making.

- **360 Degree Turning:** The AWD rotates the target a full 360 degrees for improved target behavior.
- **Random Edging:** Targets expose randomly from the left or right, removing predictability and keeping shooters on their toes.
- **Spin:** Target spins to enhance randomization as the target can present either face at any time.
- **Tease:** Teasing adds an additional element of surprise by twitching the target back and forth between 20 and 45 degrees before exposing a target face.



DURABLE. FAST. RELIABLE.

1 100% WIRELESS FUNCTIONALITY

The AWD functions completely independent of bus bars and cables, preventing downtime and reducing maintenance.

- **Robust Components:** Features industrial strength wireless technology and components.
- **Long Life Battery:** Equipped with powerful lithium ion batteries for all-day continuous use.
- **Auto Charge:** Carrier automatically docks and charges each time it returns home.
- **Auto-home:** After a range-defined idle period, the carrier returns to its home position to charge.

2 FAST, ACCURATE POSITIONING

The AWD is the fastest target retriever on the market with industry leading accuracy.

- **3 Motor Design:** Utilizes three motors in rather than the industry standard of two motors to smoothly propel retriever at speeds up to 12 ft/sec.
- **Accurate within 1/2 Inch:** The AWD maintains a distance accuracy of 1/2 inch.
- **Auto Calibration:** The AWD keeps track of its position when it is shifted.
- **Smooth Movement:** The AWD is designed to have a smooth ramp up and down, optimizing motor performance and increasing component life.

3 SOLID BALLISTIC DESIGN

The AWD retriever was engineered to withstand the harsh conditions of an indoor range.

- **Armored:** The front deflector plate utilizes 1/4-inch AR500 steel with a carefully engineered angle to deflect both rifle and handgun bullet impacts.
- **Reinforced Side Impact Plates:** The AWD carrier's sides and back are covered with 14-gauge steel to deflect side impacts and prevent splatter damage.

4 ROBUST MODULAR TRACK

- **Ballistic:** Constructed of heavy-duty 11-gauge steel to resist damage from errant shots.
- **Safe:** Flat bottom design prevents ricochets from leaving the range by directing all rounds towards the bullet trap.
- **Modular:** Design consists of interchangeable 6-foot sections for easy installation and service.

Learn more about the Mancom™ AWD
ActionTarget.com/AWD



INDUSTRY PROVEN STANDARD, ADVANCED TARGET FEATURES

The Mancom Touch Plus retriever is a tried and true, cable-driven retriever with modular upgrade options to meet any range's needs. Commercial ranges, police departments, and military installations around the world depend on the Touch Plus every day to deliver reliable training with 360 degree turning, programs, and advanced lighting features.



360° TURNING

Optional 360 degree turning clamp may be added for improved functionality.



FAST

Capable of traveling up to 9 feet per second.



ACCURATE

Target distances are accurate within 1 inch.



LIGHTING

Optional carrier lighting, including police strobes, create realistic training scenarios.



OUTDOOR USE

Rated for reliable operation in outdoor conditions.



BALLISTIC

Constructed with AR500 steel, precise angles, and industrial strength components.



1 FAST ACCURATE POSITIONING

The Touch Plus utilizes a powerful motor to accelerate the carrier at speeds up to 9 ft/sec.

- **Accurate within 1 Inch:** The Touch Plus maintains a distance accuracy of 1 inch.
- **Auto-Calibration:** The Touch Plus keeps track of its position when it is shifted.
- **Smooth Movement:** The Touch Plus is designed to have a smooth ramp up and down, optimizing motor performance and increasing component life.

2 ROBUST MODULAR TRACK

- **Ballistic:** Constructed of heavy-duty 11-gauge steel to resist damage from errant shots.
- **Safe:** Flat bottom design prevents ricochets from leaving the range by directing all rounds towards the bullet trap.
- **Modular:** Design consists of interchangeable 6-foot sections for easy installation and service.

3 SOLID BALLISTIC DESIGN

The Touch Plus retriever was engineered to withstand the harsh conditions an indoor range.

- **Armored:** The front deflector plate, target clamp, and downrigger utilize 1/4-inch AR500 steel with a carefully engineered angle to deflect rifle and handgun bullet impacts.
- **Reinforced Side Impact Plates:** The Touch Plus carrier's sides and back are covered with 14-gauge steel to deflect side impacts and prevent splatter damage.

4 TURNING TARGET CLAMP

An optional target clamp may be added to the Touch Plus that turns targets 360 degrees. It is easy to use and built to last.

- **One Hand Operation:** The Touch Plus features a proprietary Cam Clamp that holds a target or backer tightly, yet releases with a simple squeeze of the lever.

5 IMPROVED LIGHTING

Adding optional lighting improves target visibility and creates an improved atmosphere for training.

- **Carrier White Light:** A white light illuminates the target to improve visibility.
- **Carrier Police Lights:** Create realistic training scenarios with three selectable patterns of red, blue, and white strobes.
- **Stall White Light:** White lights may be added in the stall to improve visibility around the shooter.

6 TOUCH SCREEN INTERFACE

A user friendly touch screen interface controls all the features including lighting, target turning, shooting distance, and more.

- **Complete Lane Control:** Users are able to control their shooting distances, stall lighting, target lighting, target exposure, time drills, programs, and more.
- **Programs and Drills:** The Touch Plus comes preloaded with a standard set of programs and customizable time drills.
- **Industrial Strength Components:** The Touch Plus interface is built to withstand the abusive environment of a shooting range.



7 CENTRAL CONTROL INTEGRATION

The Touch Plus seamlessly integrates with a central range control system for training, events, qualifications, and time management for the commercial range. Central control enables lane timing, creation of custom courses of fire, 100% control of all functions within the Touch Plus and much more.



MANCOM™ TOUCH-N-GO



ONE TOUGH RETRIEVER

The Mancom Touch-N-Go was specifically designed to be a quality retriever with simple functionality. The Touch-N-Go is constructed of the highest quality, industrial grade components available.



OPTIONAL LIGHT

Optional carrier light enhances target visibility and auto-recharges in the home position.




SIMPLE

Keypad enables easy out and back operation.



ACCURATE

Target distances are accurate within 1 inch.



1 OPTIONAL LIGHTING

The Touch-N-Go retriever features an optional light that runs on rechargeable batteries. When the carrier returns home it automatically charges, requiring no bus bars or maintenance.



2 KEYPAD

The Touch-N-Go retriever features an easy to use keypad to send the retriever out and back.

- **Digital Read Out:** Accurate target distances are displayed on the keypad.

3 ROBUST MODULAR TRACK

- **Ballistic:** Constructed of heavy-duty 11-gauge steel to resist damage from errant shots.
- **Safe:** Flat bottom design prevents ricochets from leaving the range by directing all rounds towards the bullet trap.
- **Modular:** Design consists of interchangeable 6-foot sections for easy installation and service.

4 CENTRAL CONTROL INTEGRATION

The Touch-N-Go seamlessly integrates into a central range control system for individual lane time management and target control.


Learn more about the Mancom™ Touch-N-Go
ActionTarget.com/Touch-N-Go







SRET RETRIEVER

The SRET target retriever is Action Target's longest standing retriever. The base SRET model is available with a toggle switch and is the most economical offering from Action Target. An optional turning unit and keypad user interface may be added to meet the needs of each range.

- 

ECONOMICAL
Simple design works well for ranges on a tight budget.
- 


180° TURNING
Available option allows the target to turn 180 degrees in 90 degree increments.
- 

SIMPLE
Retriever uses a toggle switch or an optional keypad to control shooting distance.



1 KEYPAD

- The SRET is available with an optional keypad in either turning and non-turning configurations. The turning SRET provides enhanced training capabilities for ranges equipped with a central range control system.
- **Digital Read Out:** Accurate target distances are displayed on the keypad.
 - **Turning:** Enhanced training and drills become possible with the use of the turning SRET.



2 TOGGLE SWITCH

The most basic and easiest to operate interface available. Simply flip a switch to send a target out and back.

3 CENTRAL CONTROL INTEGRATION

The SRET seamlessly integrates into a central range control system for target control and custom courses of fire.




TARGET RETRIEVER FEATURE COMPARISON

RETRIEVER CAPABILITIES		 AWD	 TOUCH PLUS	 TOUCH-N-GO	 SRET
GENERAL FUNCTION	Max Length	100+ meters	100+ meters	25 meters	25 meters
	Max Speed*	7-12 ft/sec**	7-9 ft/sec**	7 ft/sec	5 ft/sec
	Wireless	■			
TARGET TURNING	360° Turning	■	○		
	180° Turning	■	○		○
	Random Edging	■			
	Spin	■			
	Tease	■			
TARGET LIGHTING	Solid White	■	○	○	
	Muzzle Flash	■			
	Police Strobe	■	○		
STALL LIGHTING	Solid White	■	○		
	Night Vision Red	■			
	Police Lights	■			
USER INTERFACE	Touch Screen	■	■		
	Keypad			■	○
	Toggle Switch				○
	Preloaded Programs	■	■		
ENVIRONMENT	Central Range Control	○	○	○	○
	Outdoor Use		○		


CAPABILITIES OF OPTIONAL CENTRAL RANGE CONTROL SYSTEM	Per-lane Timing	■	■	■	
	Custom Courses of Fire	■	■		■
	Time Drills	■	■		■
	Lane Light Control	■	■		
	Range Condition Light	■	■		
	HVAC Control	■	■		
	Photo Beam	■	■		
	Key Fob	■	■		

■ Standard Feature ○ Optional Feature *Max speeds exclude ramp up and ramp down times. **Top speeds require central range control



CENTRAL RANGE CONTROL SYSTEMS

- Action Target offers central range control systems that give a range owner or range master complete control of an entire shooting range.
- **Target Control:** Actuate target systems in one central location.
 - **Range Control:** Control stall, retriever, and range condition lights as well as HVAC systems, photo beams, and more.
 - **Custom Programs and Drills:** Program and store custom courses of fire, timed drills, and training scenarios.
- Learn more about Action Target's range control systems at ActionTarget.com/Range_Control




SHOOTING RANGE PRODUCTS



SHOOTING STALLS



TARGETS AND ACCESSORIES



BULLET TRAPS



BETTER EQUIPPED. BETTER PREPARED.™

📍 3411 S Mountain Vista Pkwy / Provo, UT 84606

☎ 801.377.8033 / 📠 801.377.8096 / 🌐 ActionTarget.com